





Into The Wild

Termly homework project. Due in on Monday 5th July, to be shared throughout the week with the class.

Below is a selection of activities for you to complete independently over the next few weeks. You can present these activities however you like: on a big sheet of paper, in a folder, as a PowerPoint, in a book – be as creative as you like.

Unfortunately, at the moment you will only be able to submit a photo or share your work electronically due to the current restrictions. We are hoping that you will complete at least 3 of the activities. Enjoy! ☺

 <p>Can you design or make a shelter for someone stranded on a desert island? Think about what sort of materials they might have available to build with and how they might join those materials together. Do they need to shelter from the sun or the rain or both?</p>	 <p>Choose an animal that lives in the wild and find out about what it likes to eat, where it lives, which animal group it belongs to eg, mammal, reptiles, bird, etc. Add some interesting facts such as how fast it can travel, how long its tail is, etc</p>
<p>PE – make up a dance about an animal of your choice. What sort of movements might you make to show how the animal would move? What music might you choose to dance to?</p> <p>Or design an obstacle course for an animal. Think about how your animal would move. Is it a sea creature – will it need to ‘swim’ around your obstacle course? Is it a tall creature – will it need to crouch down to go underneath any of your obstacles?</p>	<p>Use a computer drawing programme (if you have one) and create a picture of something that interests you. It could be a hobby, a favourite animal, your house – the choices are endless! Try and use the different drawing tools, line thicknesses and colours that are available on your computer program.</p> 
<p>Design your own zoo or wildlife park. Think carefully about which animals you would put near each other and which ones you wouldn't and why. Will your animal park have a drive through safari or just a walk around one? Are there any indoor sections? Don't forget</p> 	<p>Think about the different categories of animals that we have learnt about in school: mammals, reptiles, amphibians, birds, fish and invertebrates. Make a list of 5 creatures for each of the categories, and draw a picture of each if you wish.</p>

to include a café for the grown-ups and a play area for the children!	
---	--