






Fire and Ice!

Termly homework project – Due in on Friday 17th November, to be shared the week beginning Monday 20th November.

Below is a selection of activities for you to complete independently over the next few weeks. You can present these activities however you like: on a big sheet of paper, in a folder, as a PowerPoint, in a book – be as creative as you like. We are hoping that you will complete at least 3 of the activities. Enjoy! ☺

<p>Make an apron for a baker. What materials will you use?</p> 	<p>Create a map of London in 1666 showing the location of the River Thames, Pudding Lane bakery and where the fire spread.</p> 	<p>Create a fire safety poster. How can people stay safe around fire? What do they need to remember?</p> 
<p>Create a polar environment picture using any crafts you want.</p> 	<p>Find out some facts about Arctic and Antarctic animals and draw them.</p> 	<p>With a parent, place an ice cube in 5 different locations around your house. Watch what happens; where does it melt the quickest? Where does it melt the slowest?</p> 